

MOTHER GOOSE ON THE LOOSE
HATCHLINGS - "IN THE NEST"

Hatchlings Headlines

SESSION 3

WELCOME | SESSION 3



Hello, Hatchlings Families!
Let's get to know each other & the program.



Unexpected is expected




Calm down without the crowd



Respect baby's rest



Hands on exploration



Stay Engaged; Silence phones


A few reminders

Smile, talk, sing, share books and play with your baby.

Early speech and language skills are associated with success in developing reading, writing, and social skills, in childhood and later in life.


Talk, Sing, Share Books & Play, Can You Clap With Two Hands?

RHYME
Old Mother Goose when she wanted to wander, would fly through the air on a very fine gander.




There are many ways to read a story...

Make up stories.




Once Upon a Time

Count what's in the pictures.



Talk about what you see.



And even sing to any tune you like or make up a song!

There Are Bubbles in the Air & Books Away

Try chanting! "You can do it!" Babies' brains learn best when you talk directly to them, not by listening to the television.

Name the parts of your baby's face and talk about the faces they're making.

Who's That Tapping on My Shoulder & Two Little Eyes to Look Around

Two little eyes to look around,
Two little ears to hear a sound.
One little nose to smell what's sweet...
(take a deep smell)
And one little mouth that likes to eat! (mmmmmm)

Use words to describe how you think your baby is feeling.

This is Big, Big, Big

Repeating songs, rhymes, and stories helps your baby learn

Watch your babies' faces and talk about their reactions to different activities.

This is Bill Hernandez

Feel free to substitute your baby's name or names or people in your baby's life.



Rocking comforts, but dancing rocks!

Movement fires up the brain and helps baby learn new words to describe motion. Each rhyme is followed by a fun fact about that motion.

Rhyme: Rum Pum Pum, This is My Drum!
Listen for the sounds in your name as you tap out your name in syllables.

Song: We March and We March
Freeze games with a baby should only involve gentle movements. You can add more movements as your baby gets older.

Song: Here We Go In, In, In, In
Walking, swaying, and singing softly comforts babies.

Song: Baby, Baby, You're My Star Handy Spandy



SESSION 3

Talk to your baby about the things that you see.



I Went To Visit the Farm One Day

Wiggle! March!
Play with your baby using books.



I Went to Visit the Store One Day

Talk and sing about daily life:
I saw a carrot along the way.
What color was the carrot that day?
Orange, orange, orange?

No matter what your voice sounds like, your baby loves listening to you talk and sing. What else can we sing about?



Sing and talk about the things your baby sees.

Use a puppet to talk with your baby. Use different voices and movements and see which ones your baby enjoys most.



I Dropped My Frog & Frogs Away

Babies are scientists!

Playing with musical instruments sparks curiosity and encourages scientific exploration.



Song: We'll All Shake Our Shakers

Song: Who's That Tapping at My Window?

Rhyme: Pizza Pizza Hot

Song: I've Got Something in my Pocket

Song: Shakers Away

Talk with your baby about the shakers!

Parents need rest time, too.

The soft slow pace of lullabies helps you and your baby relax.



Too Ra Loo Ra Loo Ra

Too Ra Loo Ra Loo Ra, too Ra Loo Ra Lie,
You're my little hatchling,
so here's a lullaby.
Too Ra Loo Ra Loo Ra, too Ra Loo Ra Lie,
Let's both relax together,
resting - you and I.



The place for you and the place for me is the local public library!



And don't forget — a library card helps you take more learning and exploration home!

Oh, the place for you and the place for me is the local public library. They have books and things that they lend for free. It's the latest, it's the greatest, it's the library.

Educational, informational, entertainment that's sensational. It's a way of life, it's for you and me. It's the latest, it's the greatest, it's the library.
(Dum ba da da dum, dum dum)

The more words your baby learns, the better!

Talk, sing, share books, and play with your child.



Talk, Sing, Share Books, and Play

DISCUSS:

What is something new you heard? Which song or rhyme will you do at home with your baby?



Questions?

Let's take a group photo! Make sure your nametag shows.



Don't leave before...

Please return the kits & fill out exit surveys.



Don't leave without...

Take the *Hatchlings* songbook so you can sing to your baby at home!

Recordings of all *Hatchlings* songs can be found at:
<https://bit.ly/3MEy8xA>
Or by scanning this QR code:

