

Hatchlings Highlights

SESSION 1

WELCOME | SESSION 1



Hello, Hatchlings Families!
Let's get to know each other & the program.



Unexpected is expected



Calm down without the crowd



Respect baby's rest



Hands on exploration



Stay Engaged; Silence phones

A few reminders

Singing, talking, and sharing books with babies builds their brains and their language skills.

RHYME
Old Mother Goose when she wanted to wander, would fly through the air on a very fine gander.




Research shows that babies hear words while they are still in the womb.

Quick Tips:

After birth, babies can see objects 8 to 10 inches from their face.

Tummy time should always be supervised by an adult.



To your child, your voice is the most beautiful sound in the world.

Feel free to read just one or two pages aloud, or don't read at all. Simply talk about the book!

Board books are safe and easy to clean. Newborns prefer high contrast black and white pictures.

There are many ways to read a story...



Show the pictures



Talk about the pictures




Ask questions and answer them!

and even sing a song!

The brain likes to remember happy moments.

Your song is even more powerful if you smile when you sing.



Let's play Peek-a-boo. Peek-a-boo is a fun way to distract your baby.

"I've Got Something in My Pocket"
I've got something in my pocket, it belongs across my face. I keep it very close at hand, in a most convenient place. I'm sure you couldn't guess it if you guessed a long, long while. So I'll take it out and put it on, it's a Great Big Loving Smile!

Eye Winker, Round & Round the Garden, This is Bill Hernandez



Words are full of fun sounds

Tapping out their names on the drum enables babies to become aware of syllables and the sounds in words.

Rum, Pum, Pum

What's your name?
What's your baby's name?

Don't have a drum? Clap babies hands or bounce your finger while baby holds onto it.

And we walk!

Movement Words

- Sway
- Creep
- Tip Toe
- Dance
- Walk
- Slide

Try these out!

Freeze games help practice stopping!

Babies learn movement words by acting them out.



And we walk... & Handy Spandy

Babies love listening to and making animal sounds

Making animals sounds helps children hear the small sounds in words. This helps with learning how to read.

Wiggle! March!
Talk or sing about the pictures.

Little frog, on a log
Sings his song, all day long.
Ribbit, Ribbit, Ribbit,
Ribbit, Ribbit, Ribbit
(Kisses)

I Went to Visit the Farm One Day & Little Frog on a Log

HATCHLINGS HIGHLIGHTS SESSION 1


Pizza, pizza hot.
Pizza pizza cold,
Pizza, pizza in the box, nine days old.
Some like it hot.
Some like it cold.
Some like it in the box,
nine days old. ICK!

Changing the words to songs and rhymes keeps them fun.

Shakers away, shakers away, put your shakers away today. (Repeat)

Singing clean up songs makes cleaning up fun!

We all Shake our Shakers, Pizza, Pizza, Hot & Shakers Away




Singing lullabies calms and relaxes babies.

Rocking motions and hearing your heartbeat calms them down.

Too Ra Loo Ra Loo Ra

Too Ra Loo Ra Loo Ra, Too Ra Loo Ra Lie,
You're my little hatchling,
so here's a lullaby.
Too Ra Loo Ra Loo Ra, Too Ra Loo Ra Lie,
Let's both relax together,
resting - you and I.



Libraries are places for finding answers to your questions.

Here are some things you can find at the library:

Books **Friendly and helpful librarians** **Computers**

Libraries welcome parents and babies.

Meet other families with babies at the library.
Meet future friends during library programs.



The place for you and the place for me is the local public library!

Oh, the place for you and the place for me is the local public library. They have books and things that they lend for free. It's the latest, it's the greatest, it's the library.

Educational, informational, entertainment that's sensational. It's a way of life, it's for you and me. It's the latest, it's the greatest, it's the library. (Dum ba da da dum, dum dum)



The more words your baby learns, the better!

Talk, sing, share books, and play with your child.

Talk, Sing, Share Books, and Play

DISCUSS:
Name one new idea from this session that you expect to practice at home with your baby.



SEE YOU SOON!

Thanks for coming!

Please return for Hatchlings sessions 2, 3 & 4!

Recordings of all Hatchlings songs can be found at:
<https://bit.ly/37NH5IY>
or by scanning this QR code:



Maryland State Library *Mother Goose On The Loose* www.MGOL.net



Hatchlings Highlights

SESSION 2

WELCOME | SESSION 2



Hello, Hatchlings Families!
Let's get to know each other & the program.



Unexpected is expected



Calm down without the crowd



Respect baby's rest



Hands on exploration



Stay Engaged; Silence phones

A few reminders

If You're Happy & You Know It (Since I Love You Very Much)

Babies hear words while you talk to them.

Your voice is their favorite sound. Back and forth conversations are the best. Singing, talking, and sharing books with babies builds their brains and their language skills.

RHYME
Old Mother Goose when she wanted to wander, would fly through the air on a very fine gander.



QUESTION
Did you have tummy time last week?

It's best to try tummy time when your baby seems most happy.
Tummy time should always be supervised by an adult.

If You're Sleepy and You Know It, Give a Yawn

Share books with your baby by talking, singing, playing, or asking questions. If baby responds, even with a sound, repeat the response and add on to it!

The safest way for babies to sleep is on their backs.

Two month olds enjoy looking at faces




Smiling at your baby is very important.

Try to match the words in the songs with visual cues. Try singing about sizes and showing them at the same time, or naming body parts and movements.

"I've Got Something in My Pocket"
I've got something in my pocket, it belongs across my face. I keep it very close at hand, in a most convenient place. I'm sure you couldn't guess it if you guessed a long, long while. So I'll take it out and put it on, it's a Great Big Loving Smile!

This is Big, Big, Big & We Clap Our Hands Together

Let's play Peek-a-boo. Peek-a-boo is a fun way to distract your baby.



"Ways to say hello"
a poem by Janet Wong

-  Foot wave
-  air bump
-  heart thump
-  thumbs up
-  clap hello
-  chicken wing elbow
-  rabbit ears
-  fish face
-  I bring you greetings from inner space



Rocking comforts, but dancing rocks!

Movement fires up the brain and helps baby learn new words to describe motion. Each rhyme is followed by a fun fact about that motion.

This is Bill Hernandez
Rhyme: Rum Pum Pum, This is My Drum!
Listen for the sounds in your name as you tap out your name in syllables.

Rhyme: And We Walk...
Freeze games with a baby should only involve gentle movements. You can add more movements as your baby gets older.

Hokey Pokey
"I love you without a doubt"

Handy Spandy




Babies love listening to and making animal sounds

Making animals sounds helps children hear the small sounds in words. This helps with learning how to read.

Wiggle! March!
Wordless books are great to use with babies. You can make up your own stories or songs.

Song Booklet
You can find all the songs we've sung today in the song booklet, which you'll receive at the end of the session.

I Went To Visit the Farm One Day, When the Cows Get Up in the Morning & Little Frog On a Log




Changing the words to songs and rhymes keeps them fun.

Pizza, pizza hot.
Pizza pizza cold,
Pizza, pizza in the box, nine days old.
Some like it hot.
Some like it cold.
Some like it in the box,
nine days old. ICK!

Shakers away, shakers away, put your shakers away today. (Repeat)

Singing clean up songs makes cleaning up fun!

Rhyme: Pizza Pizza Hot
Song: Wheels on the Bus
Name the place you are visiting!




Singing lullabies calms and relaxes babies.

Rocking motions and hearing your heartbeat calms them down.

Baby, baby you're my star.
I love you just as you are.
You're the apple of my eye,
You will grow to be so high.
Baby, baby, you're my star.
I love you just as you are.

You can also use "Baby" and then substitute your baby's name.

Baby, Baby
to the tune of "Twinkle, Twinkle"



Libraries are places for finding answers to your questions.

Here are some things you can find at the library:

Books **Friendly and helpful librarians** **Computers**

Libraries welcome parents and babies.

Meet other families with babies at the library.
Meet future friends during library programs.

The place for you and the place for me is the local public library!

Oh, the place for you and the place for me is the local public library. They have books and things that they lend for free. It's the latest, it's the greatest, it's the library.

Educational, informational, entertainment that's sensational. It's a way of life, it's for you and me. It's the latest, it's the greatest, it's the library. (Dum ba da da dum, dum dum)



The more words your baby learns, the better!

Talk, sing, share books, and play with your child.

Talk, Sing, Share Books, and Play

DISCUSS!
What songs do you or your baby like most?



SEE YOU SOON!

Thanks for coming!

Please return for Hatchlings sessions 3 & 4!

Recordings of all Hatchlings songs can be found at:
<https://bit.ly/37NHSIY>
or by scanning this QR code:



Maryland State Library Mother Goose On the Loose www.MGOL.net



Hatchlings Highlights

SESSION 3

WELCOME | SESSION 3



Hello, Hatchlings Families!
Let's get to know each other & the program.

Unexpected is expected

Calm down without the crowd

Respect baby's rest

Hands on exploration

Stay Engaged; Silence phones

A few reminders


Smile, talk, sing, share books and play with your baby.

Early speech and language skills are associated with success in developing reading, writing, and social skills, in childhood and later in life.

Talk, Sing, Share Books & Play, Can You Clap With Two Hands?

RHYME

Old Mother Goose when she wanted to wander, would fly through the air on a very fine gander.



There are many ways to read a story...

Make up stories

Once Upon a Time

Count what's in the picture

Talk about what you see

1 2 3 4

And even sing to any tune you like or make up a song!

There are Bubbles in the Air & Books Away

Try chanting! "You can do it!" Babies' brains learn best when you talk directly to them, not by listening to the television.

Name the parts of your baby's face and talk about the faces they're making.

Who's That Tapping on my Shoulder & Two Little Eyes to Look Around

Two little eyes to look around,
Two little ears to hear a sound.
One little nose to smell
what's sweet...
(take a deep smell)
And one little mouth that likes to eat! (mmmmmm)

Use words to describe how you think your baby is feeling.

This is Big, Big, Big

"Ways to say hello"
a poem by Janet Wong

- Foot wave
- air bump
- jazz hands
- heart thump
- thumbs up
- clap hello
- chicken wing elbow
- rabbit ears
- fish face

I bring you greetings from inner space



Repeating songs, rhymes, and stories helps your baby learn

Watch your babies' faces and talk about their reactions to different activities.

This is Bill Hernandez

Feel free to substitute your baby's name or names or people in your baby's life.



Rocking comforts, but dancing rocks!

Movement fires up the brain and helps baby learn new words to describe motion. Each rhyme is followed by a fun fact about that motion.

Rhyme: Rum Pum Pum, This is My Drum!
Listen for the sounds in your name as you tap out your name in syllables.

Rhyme: And We Walk...
Freeze games with a baby should only involve gentle movements. You can add more movements as your baby gets older.

Song: Here We Go In, In, In, In
Walking, swaying, and singing softly comforts babies.


Song: Baby, Baby, You're My Star Handy Spandy



Talk to your baby about the things that you see.

I Went To Visit the Farm One Day

Wiggle! March!
Wiggle! March!
is your gift today.



I Went to Visit the Store One Day

Talk and sing about daily life:
I saw a carrot along the way.
What color was the carrot that day?
Orange, orange, orange?

No matter what your voice sounds like, your baby loves listening to you talk and sing. What else can we sing about?



Sing and talk about the things your baby sees.

Use a puppet to talk with your baby. Use different voices and movements and see which ones your baby enjoys most.

I Dropped My Frog & Frogs Away

Babies are scientists!

Playing with musical instruments sparks curiosity and encourages scientific exploration.



Song: We'll All Shake Our Shakers
Song: Who's That Tapping at My Window?
Rhyme: Pizza Pizza Hot
Song: I've Got Something in my Pocket
Song: Shakers Away


Talk with your baby about the shakers!

Parents need rest time, too.

The soft slow pace of lullabies helps you and your baby relax.

Too Ra Loo Ra Loo Ra

Too Ra Loo Ra Loo Ra, Too Ra Loo Ra Lie,
 You're my little hatchling,
 so here's a lullaby.
 Too Ra Loo Ra Loo Ra, Too Ra Loo Ra Lie,
 Let's both relax together,
 resting - you and I.




The place for you and the place for me is the local public library!

Oh, the place for you and the place for me is the local public library. They have books and things that they lend for free. It's the latest, it's the greatest, it's the library.

Educational, informational, entertainment that's sensational. It's a way of life, it's for you and me. It's the latest, it's the greatest, it's the library.
 (Dum ba da da dum, dum dum)

And don't forget — a library card helps you take more learning and exploration home!




The more words your baby learns, the better!

Talk, sing, share books, and play with your child.

Talk, Sing, Share Books, and Play

DISCUSS:
 What is something new you heard? Which song or rhyme will you do at home with your baby?



SEE YOU SOON!

Thanks for coming!

Please return for Hatchlings sessions 4!

Recordings of all Hatchlings songs can be found at:
<https://bit.ly/37NHSIY>
 or by scanning this QR code:




Maryland State Library
 Mother Goose On The Loose
 www.MGOL.net

Hatchlings Highlights

SESSION 4

WELCOME | SESSION 4



Hello, Hatchlings Families!
Let's get to know each other & the program.



Unexpected is expected



Calm down without the crowd



Respect baby's rest



Hands on exploration



Stay Engaged; Silence phones

A few reminders


The more words your child knows, the easier it will be to learn to read.

Children learn words when you talk, sing, share books, and play with them.

Talk, Sing, Share Books & Play

RHYME

Old Mother Goose when she wanted to wander, would fly through the air on a very fine gander.




Tummy time strengthens baby's head, neck and upper body muscles.

Tummy time should always be supervised by an adult. It can be on a blanket or chest-to-chest.

ACTIVITY

Describe to your baby what you see in the picture. Talking teaches the names of things.



Describing emotions will help your baby have words to communicate feelings. Looking at pictures trains eyes for reading.

ACTIVITY

Pretend your fingers are feet. Run for your umbrella, it's raining!

Naming parts of the body and movement builds vocabulary.

Song: It's Raining It's Pouring / Rain, Rain, Go Away

Song: Books Away

Song: Two Little Eyes to Look Around

Two little eyes to look around,
Two little ears to hear a sound.
One little nose to smell what's sweet...
(take a deep smell)
And one little mouth that likes to eat! (mmmmmm)

Put Your Finger in the Air

"Ways to say hello"
a poem by Janet Wong

-  Foot wave
-  air bump
-  heart thump
-  thumbs up
-  clap hello
-  chicken wing elbow
-  rabbit ears
-  fish face
-  I bring you greetings from inner space



Steady beats are reassuring and fun.

Steady beating is reassuring to babies because it reminds them of the heartbeat they heard in the womb.

Can you kick with two feet?
Repeating songs and stories helps your baby learn.

Run pum pum, this is my drum!
What's your name?

Tapping their names on the drum enables babies to become aware of sounds and syllables in words.



Rocking comforts, but dancing rocks!

Movement fires up the brain and helps baby learn new words to describe motion. Each rhyme is followed by a fun fact about that motion.

Song: Here We Go In, In, In, In

Rhyme: And We Walk...
Freeze games help children practice stopping!

Song: Hokey Pokey

Rhyme: Handy Spandy

And we walk!
Bounce!
Dance!



Talk to your baby about the things that you see.

Talk and sing about daily life:
I saw a carrot along the way.
What color was the carrot that day?
Orange, orange, orange?

No matter what your voice sounds like, your baby loves listening to you talk and sing. What else can we sing about?

QUESTIONS

Did anyone use this song last week?
New ideas for this song?
What else can we sing about?


I Went to Visit the Farm One Day & I Went to Visit the Store One Day

Books Away



HATCHLINGS HIGHLIGHTS SESSION 4

Little frog, on a log
Sings his song, all day long.
Ribbit, Ribbit, Ribbit,
Ribbit, Ribbit, Ribbit
(Kisses)




Puppets make singing even more fun!

If you think your baby needs some entertainment, sing this song with your frog puppet.

I Dropped My Frog & Little Frog on a Log

All the songs we've sung during Hatchlings are in the song booklet, which you'll receive at the end of the session.




Frogs Away

Pizza, pizza hot.
Pizza pizza cold,
Pizza, pizza in the box, nine days old.
Some like it hot.
Some like it cold.
Some like it in the box,
nine days old. ICK!

Changing the words to songs and rhymes keeps them fun.

Shakers away, shakers away, put your shakers away today. (Repeat)

Singing clean up songs makes cleaning up fun!




Wheels on the Bus, Pizza, Shakers Away

Parents need rest time, too.

The soft slow pace of lullabies helps you and your baby relax.

Too Ra Loo Ra Loo Ra

Too Ra Loo Ra Loo Ra, Too Ra Loo Ra Lie,
You're my little hatchling,
so here's a lullaby.
Too Ra Loo Ra Loo Ra, Too Ra Loo Ra Lie,
Let's both relax together,
resting - you and I.



Libraries are places for finding answers to your questions.

Here are some things you can find at the library:

- Books
- Friendly and helpful librarians
- Computers

Libraries welcome parents and babies.

Meet other families with babies at the library.
Meet future friends during library programs.

The place for you and the place for me is the local public library!

Oh, the place for you and the place for me is the local public library. They have books and things that they lend for free. It's the latest, it's the greatest, it's the library.

Educational, informational, entertainment that's sensational. It's a way of life, it's for you and me. It's the latest, it's the greatest, it's the library. (Dum ba da da dum, dum dum)

And don't forget — a library card helps you take more learning and exploration home!



The more words your baby learns, the better!

Parents are their babies' first and very important teachers. Watch carefully when your baby plays with the frog puppet. Play with the puppet or shaker should always be supervised.

My Little Baby is Going to Sleep

DISCUSS!

Share something about your experience today, or about the Hatchlings program. Do you sing, play, share books, or talk more with your baby?



SEE YOU SOON!

Thanks for coming!

Visit us at the library any time!
We look forward to seeing you there.

Recordings of all Hatchlings songs can be found at:
<https://bit.ly/37NHSIY>
or by scanning this QR code:




Maryland State Library | Mother Goose On The Loose | www.MGOL.net