

**SESSION 2**

# WELCOME



## Hello, Hatchlings Families!

A few reminders



**Unexpected  
is expected**



**Calm down  
without the crowd**



**Respect  
baby's rest**



**Hands on  
exploration**



**Stay Engaged;  
Silence phones**

**Let's go around and introduce ourselves!**




## If You're Happy & You Know It (Since I Love You Very Much)

# Babies hear words while you talk to them.

Your voice is their favorite sound. Back and forth conversations are the best. Singing, talking, and sharing books with babies builds their brains and their language skills.

### RHYME

Old Mother Goose when she wanted  
to wander, would fly through the air  
on a very fine gander.



## QUESTION

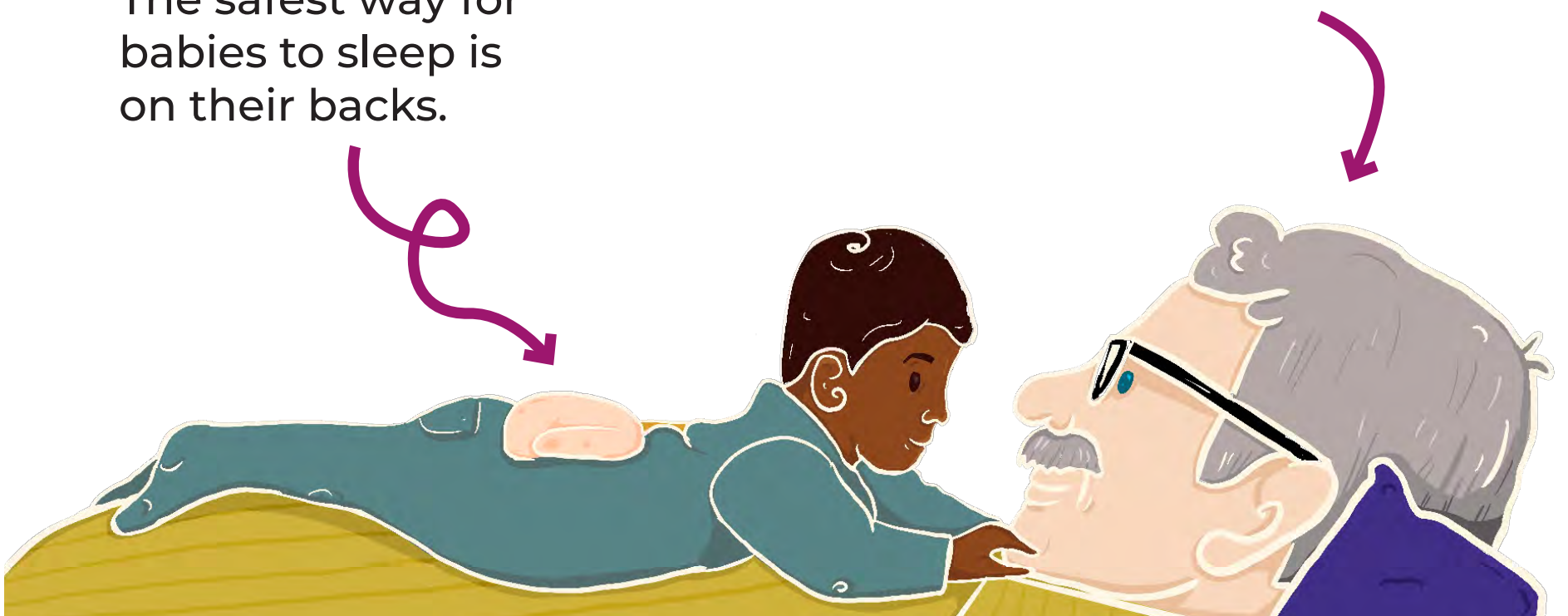
Did you use Happy Baby or have tummy time last week?

**It's best to try tummy time when your baby seems most happy.**

Tummy time should always be supervised by an adult.

The safest way for babies to sleep is on their backs.

Two month olds enjoy looking at faces



**If You're Sleepy and You Know It, Give a Yawn.**

Share books with your baby by talking, singing, playing, or asking questions. If baby responds, even with a sound, repeat the response and add on to it”

# Smiling at your baby is very important.



## **I've Got Something in My Pocket**

I've got something in my pocket,  
it belongs across my face.  
I keep it very close at hand,  
in a most convenient place.  
I'm sure you couldn't guess it  
if you guessed a long, long while.  
So I'll take it out and put it on,  
it's a Great Big Loving Smile!



## **Books Away**

Try to match the words in the songs with visual cues. Try singing about sizes and showing them at the same time, or naming body parts and movements.




## **This Is Big, Big, Big & We Clap Our Hands Together**

**Let's play Peek-a-boo.  
Peek-a-boo is a fun way to  
distract your baby.**

# “Ways to say hello”

a poem by Janet Wong



Foot wave  
air bump  
jazz hands  
heart thump  
thumbs up  
clap hello  
chicken wing elbow  
rabbit ears  
fish face



I bring you greetings  
from inner space



# Rocking comforts, but dancing rocks!

Movement fires up the brain and helps baby learn new words to describe motion. Each rhyme is followed by a fun fact about that motion.



## **This is Bill Hernandez**

### **Rhyme: Rum Pum Pum, This is My Drum!**

Listen for the sounds in your name as you tap out your name in syllables.

### **Rhyme: And We Walk...**

Freeze games with a baby should only involve gentle movements. You can add more movements as your baby gets older.

### **Hokey Pokey**

“I love you without a doubt”

### **Handy Spandy**

And we walk!

Bounce!

Dance!

“I love you  
without a  
doubt!”



# Babies love listening to and making animal sounds.

Making animals sounds helps children hear the small sounds in words. This helps with learning how to read.



## I Went To Visit the Farm One Day & When the Cows Get Up in the Morning

### Wiggle! March!

Wordless books are great to use with babies. You can make up your own stories or songs.



## Little Frog On a Log



You can find all the songs we've sung today in the song booklet, which you'll receive at the end of the session.

# Changing the words to songs and rhymes keeps them fun.



**Rhyme: Pizza Pizza Hot**  
**Song: Wheels on the Bus**  
Name the place you are visiting!

Pizza, pizza hot.  
Pizza pizza cold,  
Pizza, pizza in the box, nine days old.  
Some like it hot.  
Some like it cold.  
Some like it in the box,  
nine days old. ICK!



---

Shakers away, shakers  
away, put your shakers  
away today. (Repeat)

Singing  
clean up  
songs makes  
cleaning up  
fun!



# Singing lullabies calms and relaxes babies.

Rocking motions and hearing your heartbeat calms them down.



## **Baby, Baby**

to the tune of “Twinkle, Twinkle”

Baby, baby you’re my star.  
I love you just as you are.  
You’re the apple of my eye,  
You will grow to be so high.  
Baby, baby, you’re my star.  
I love you just as you are.

You can also use “Baby” and then substitute your baby’s name.



# Libraries are places for finding answers to your questions.

Librarians help people find what they are looking for. Here are some things you can find at the library:



**Books**



**Friendly  
and helpful  
librarians**



**Computers**

## **Libraries welcome parents and babies.**

Meet other families with babies at the library.  
Meet future friends during library programs.

Free library cards for borrowing many things!

# The place for you and the place for me is the local public library!

Oh, the place for you  
and the place for me  
is the local public library.  
They have books and things  
that they lend for free.  
It's the latest, it's the greatest,  
it's the library.

Educational, informational,  
entertainment that's sensational.  
It's a way of life, it's for you and me.  
It's the latest, it's the greatest,  
it's the library.

(Dum ba da da da dum,  
dum dum)



# The more words your baby learns, the better!

There are four things you can do to build your  
baby's brain:  
Talk, sing, share books, and play!



**Talk, Sing, Share Books,  
and Play**

## QUESTION

What songs do you or your  
baby like most?



# Questions?



**Don't leave before...**

Please return the kits & fill out exit surveys.

**Don't leave without...**

Take a shaker, a bag, a calendar, and a Hatchlings songbook.



**Let's take a group photo!  
Make sure your nametag shows.**



# Thanks for coming!

Visit us at the library any time!  
We look forward to seeing you there.

**Please return for  
Hatchlings session 3 & 4!**



Maryland  
State Library

Mother Goose  
On The Loose

[www.MGOL.net](http://www.MGOL.net)



*The MGOL Hatchlings materials were developed with funds from the Maryland State Department of Education, Division of Early Childhood, as part of the PDG B-5 for MD State Libraries, funded through Grant Number 90TP0032-01-00 from the Office of Child Care, Administration for Children and Families, U.S. Department of Health & Human Services.*

*Its contents are solely the responsibility of the authors and do not necessarily represent the official views of the Office of Child Care, the Administration for Children and Families, or the U.S. Department of Health and Human Services.*